



Yangzijiang Shipbuilding (Holdings) Ltd.
揚子江船業(控股)有限公司

1Q2024 Business Updates

27 May 2024



Disclaimer

The presentation is prepared by Yangzijiang Shipbuilding (Holdings) Ltd. (the “Company”) and is intended solely for your personal reference and is strictly confidential. The information contained in this presentation is subject to change without notice, its accuracy is not guaranteed, and it may not contain all material information concerning the Company. Neither the Company nor any of its affiliates, advisors or representatives make any representation regarding, and assumes no responsibility or liability whatsoever (in negligence or otherwise) for, the accuracy or completeness of, or any errors or omissions in, any information contained herein nor for any loss howsoever arising from any use of these materials. By attending this presentation, you are agreeing to be bound by the restrictions set out below. Any failure to comply with these restrictions may constitute a violation of applicable securities laws.

The information contained in these materials has not been, a complete or comprehensive analysis of the Company's financial or trading position or prospects. The information and opinions contained in these materials independently verified. No representation or warranty, expressed or implied, is made as to, and no reliance should be placed on the fairness, accuracy, completeness or correctness of, the information or opinions contained herein. It is not the intention to provide, and you may not rely on these materials provided as at the date of this presentation and are subject to change without notice. None of the underwriters nor any of their respective affiliates, advisors or representatives shall have any liability whatsoever (in negligence or otherwise) for any loss howsoever arising from any use of these materials.

In addition, the information contains projections and forward-looking statements that reflect the Company's current views with respect to future events and financial performance. These views are based on several estimates and current assumptions which are subject to business, economic and competitive uncertainties and contingencies as well as various risks and these may change over time and in many cases are outside the control of the Company and its directors. No assurance can be given that future events will occur, that projections will be achieved, or that the Company's assumptions are correct. Actual results may differ materially from those forecast and projected.

This presentation and such materials is not and does not constitute or form part of any offer, invitation or recommendation to purchase or subscribe for any securities and no part of it shall form the basis of or be relied upon in connection with any contract, commitment or investment decision in relation thereto. This document may not be used or relied upon by any other party, or for any other purpose, and may not be reproduced, disseminated or quoted without the prior written consent of the Company.

Any investment in any securities issued by the Company or its affiliates should be made solely on the basis of the final offer document issued in respect of such securities.

Relaying copies of this presentation to other persons in your company or elsewhere is prohibited.

These materials are not for distribution, directly or indirectly, in or into the United States, Canada or Japan.


These materials are not an offer of securities for sale into the United States, Canada or Japan. The securities may not be offered or sold in the United States under the U.S. Securities Act of 1933, as amended, unless they are registered or exempt from registration. There will be no public offer of securities in the United States.





Snapshot

Record orderbook value, notable FY24 order-win progress, on track to hit FY24 delivery target



COMMITMENT TO DECARBONISATION

25% reduction in carbon intensity (Scope 1 & 2)



by 2030
compared to baseline 2023

* YTD as of 24 May 2024



SHIPBUILDING SEGMENT HIGHLIGHTS





Outstanding Orderbook Breakdown

Clean energy vessels account for ~ 61% of the total outstanding orderbook value

193

Vessels

7.45m

Compensated gross tonnage (CGT)

USD16.08b

Total Contract Value

2024 – 2028

Delivery Timeframe

Containerships	
66	4.27m
Vessels	Total CGT
USD9.28b	
Total Value	
Size & Specifications	Quantity
4,600TEU	2
8,000TEU	10
16,000TEU	4
Methanol Dual-Fuel 950TEU	3
Methanol Dual-Fuel 9,000TEU	6
Methanol Dual-Fuel 13,000TEU	6
LNG Dual-Fuel 7,000TEU	9
LNG Dual-Fuel 8,000TEU	4
LNG Dual-Fuel 16,000TEU	12
LNG Dual-Fuel 24,000TEU	10

Bulk Carriers	
47	0.94m
Vessels	Total CGT
USD1.88b	
Total Value	
Size & Specifications	Quantity
32,000DWT	4
40,000DWT	5
45,000DWT	2
66,000DWT	9
80,000DWT	5
82,500DWT	19
Combination 83,300DWT	3

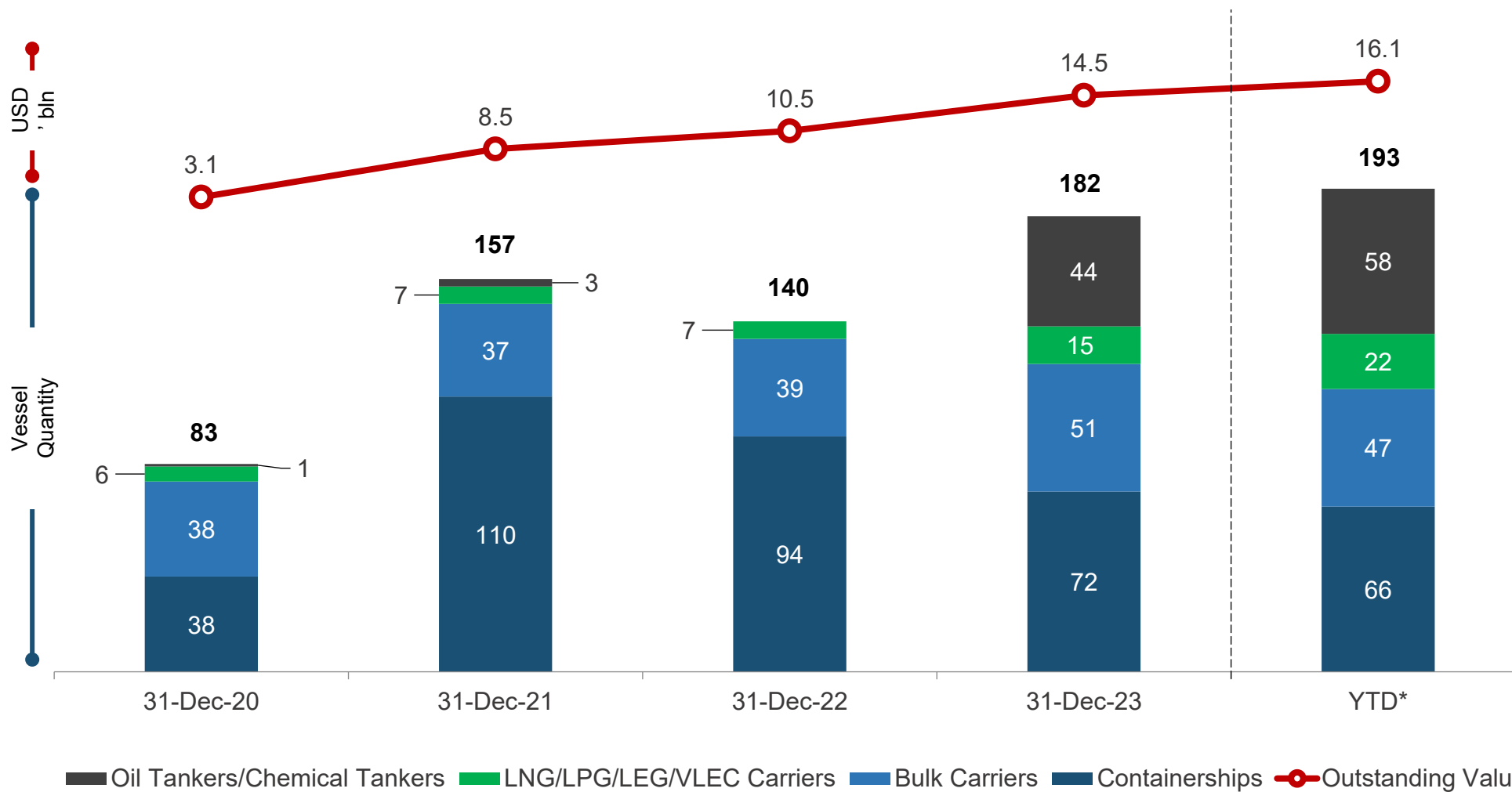
LNG/LPG/LEG/VLEC	
22	0.60m
Vessels	Total CGT
USD2.09b	
Total Value	
Size & Specifications	Quantity
25,000 CBM LPG	3
36,000 CBM LEG	3
40,000 CBM LPG	9
48,000 CBM LPG	2
100,000 CBM VLEC	3
175,000 CBM LNG	2
Oil Tankers	
58	1.64m
Vessels	Total CGT
USD2.83b	
Total Value	
Size & Specifications	Quantity
50,000DWT MR OT	31
75,000DWT LR1 OT	22
114,000DWT LR2 OT	5

Note: Order book data as of 24 May 2024

Outstanding Orderbook

Strong outstanding orderbook brings revenue visibility up to 2027

Orderbook Trend



Note: Year-to-date as of 24 May 2024

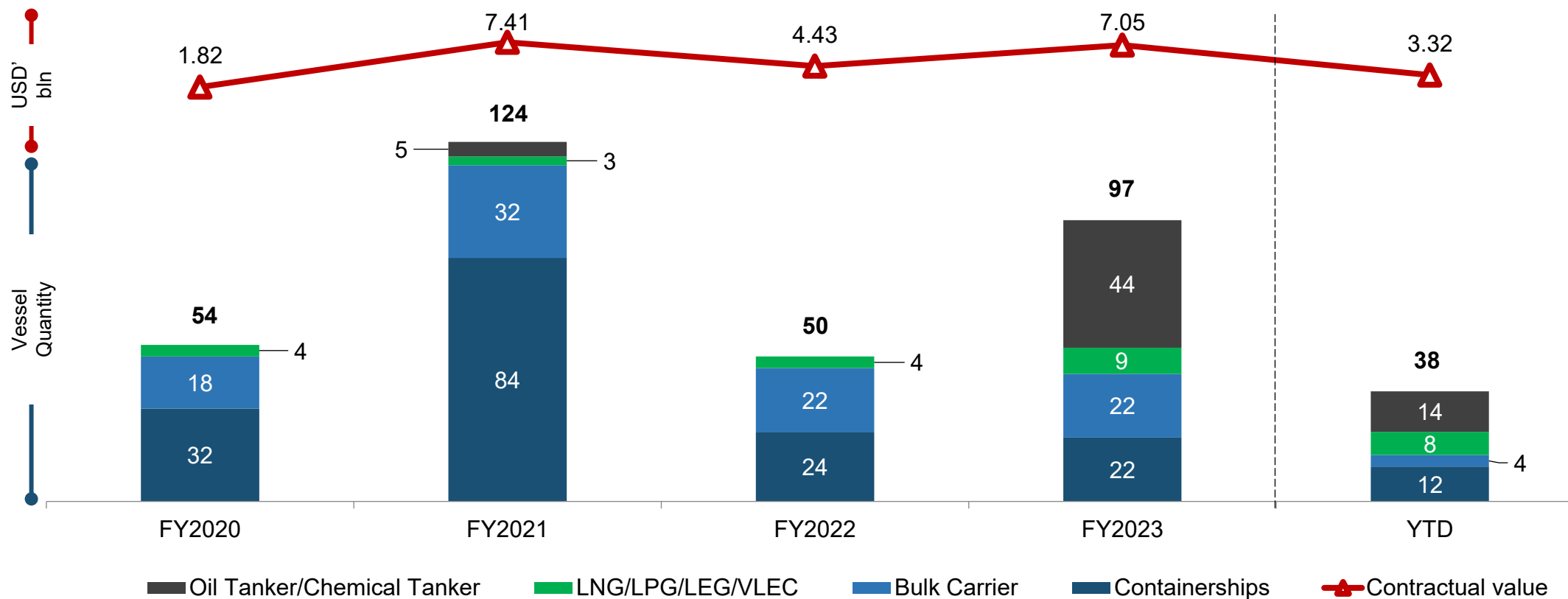


YTD FY2024 Order Win

Secured ~74% of the FY2024 order-win target



Order-win Trend





YTD Order Win Breakdown

Approximately 54% of new order-wins was classified as eco-friendly vessels, aligning with the green transition trend

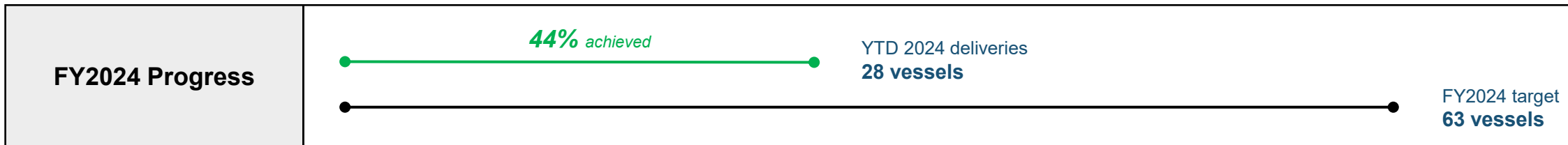
Vessel Type	Size & Specifications	Quantity
CONTAINERSHIPS <i>Total Quantity: 12</i>	8,000TEU	6
	Methanol Dual-fuel 13,000TEU	6
LNG/LPG/LEG <i>Total Quantity: 8</i>	25,000 CBM LPG	3
	48,000 CBM LPG	2
	100,000 CBM VLEC	3
BULK CARRIERS <i>Total Quantity: 4</i>	82,500 DWT	4
OIL TANKERS <i>Total Quantity: 14</i>	75,000 DWT LR1 OT	14
Total		38

Newly secured eco-friendly vessel orders

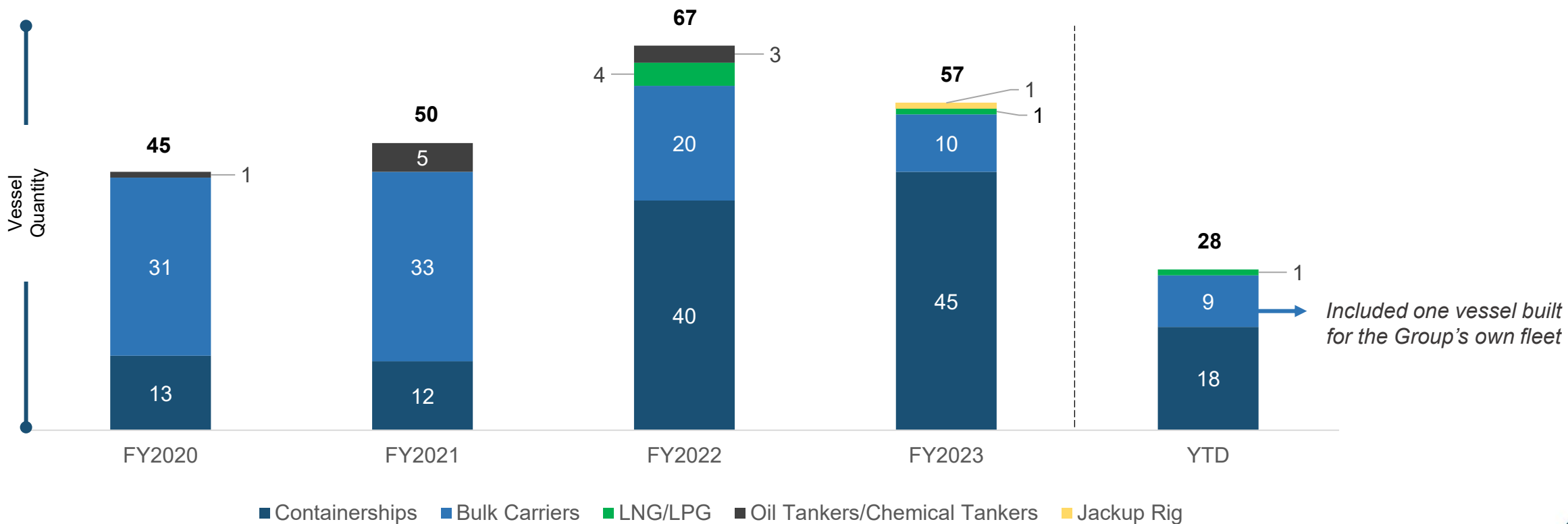


Vessel Delivery

On track to achieve FY2024 vessel delivery target



Vessel Delivery Trend





SHIPPING SEGMENT HIGHLIGHTS



Fleet Portfolio

Well-diversified fleet enables us to offer comprehensive services to our clients



	Quantity	Average Age (Years)	Total Capacity
Bulk Carriers	25	7.94	1,858,600 DWT
Stainless Steel Chemical Tankers	2	2.51	40,200 DWT
Containerships	2	2.08	3,600 TEU
Multiple Purpose Vessels	1	10.93	12,500 DWT
Barge Carrier	2	3.00	9,212 DWT
Total	32	7.02	



OUTLOOK & STRATEGY



Industry Demand Outlook By Vessel Type

Oil tankers and gas carriers continue to fuel new-build orders

Containership

Demand Growth

9.5% In 2024

Catalysts

- Environmental regulatory shifts
- Fleet renewal

Crude Oil Tanker

Demand Growth

2.5% CAGR

By 2029

Catalysts

- Fleet renewal
- Increasing sailing distance due to geopolitical disruptions altering shipping routes

LNG Carrier

Demand Growth

3.6% CAGR

By 2029

Catalysts

- Global energy transition
- Major industrial coal-to-gas switching in China

LPG Carrier

Demand Growth

5.5% CAGR

By 2029

Catalysts

- Strong growth in shale gas production
- Rising demand for LPG for heating, ventilation, and air conditioning (HVAC) applications

1. BIMCO Research, "Container Shipping Market Overview & Outlook March 2024"
2. Mordor Intelligence, "Crude Oil Carriers Tanker Market Size & Share Analysis - Growth Trends & Forecasts (2024 - 2029)"
3. Mordor Intelligence, "LPG Tanker Market Size & Share Analysis - Growth Trends & Forecasts (2024 - 2029)"
4. Mordor Intelligence, "LNG Tanker Market Size & Share Analysis - Growth Trends & Forecasts (2024 - 2029)"



Growing LPG Carrier Orders in the Total Outstanding Orderbook

YAMIC has strategically repositioned for building high-end gas carriers

About YAMIC

Established in 2019, Jiangsu Yangzi-Mitsui Shipbuilding Co., Ltd (“YAMIC”) aimed to become a leading global shipyard for clean energy vessel construction.

Currently, YAMIC has strategically pivoted to focus on constructing medium-sized LPG, LEG, and LNG carriers.

As of 24 May 2024, YAMIC has a total outstanding orderbook of USD2.86 billion, of which gas carriers accounted for ~40% by value.

3
units

36,000 CBM LEG

3
units

25,000 CBM LPG

9
units

40,000 CBM LPG

2
units

48,000 CBM LPG

YAMIC’s Delivery Track Record

Jun 2021

Clinched first batch of orders for 40,000 CBM LPG carriers

Dec 2023

Delivered its maiden 40,000 CBM Dual-fuel LPG carrier

Now

YAMIC’s orderbook included 17 gas carrier orders



Yangzijiang Shipbuilding (Holdings) Ltd.
揚子江船業(控股)有限公司

THANK YOU!



For more information,
please contact:

Financial PR Pte Ltd

Kamal SAMUEL / Vicki ZHOU / HongEe TANG

kamal@financialpr.com.sg

zhouyan@financialpr.com.sg

hongee@financialpr.com.sg